

RICAPS

Regionally Integrated Climate Action Planning Suite

Multi-city Working Group Meeting
August 25, 2015

RICAPS technical assistance is available through the San Mateo County Energy Watch program, which is funded by California utility customers, administered by Pacific Gas and Electric Company (PG&E) under the auspices of the California Public Utilities Commission and with matching funds provided by C/CAG.

Agenda

- Introductions 1:30 – 1:35 PM
- Office of Sustainability Announcements 1:35 – 1:40 PM
- Community GHG Inventories 2011-2013 1:40 – 2:05 PM
- Municipal GHG Inventories 2015 2:05 – 2:20 PM
- Beacon Award – Debrief and Next Steps 2:20 – 2:35 PM
- SMCEW Updates 2:35 – 2:55 PM
- Wrap Up 2:55 – 3:00 PM

Updates from County of San Mateo Office of Sustainability

Sea Level Rise - Tj Carter
Active Transportation – Ellen Barton

Sea Level Rise Community Task Force

- Community members to inform and assist with outreach efforts
- Application deadline
 - Oct 30th (On a rolling basis after)

For more info:




Contact TJ Carter

tjcarter@smcgov.org

or visit

www.seachangesmc.com

Invitation to Participate in Sea Level Rise Community Task Force [View this email in your browser](#)



San Mateo County
Sea Level Rise Vulnerability Assessment
Community Task Force

You are invited to participate in the Community Task Force (CTF) for the countywide Sea Level Rise Vulnerability Assessment.

The County of San Mateo has received grant funds from the California State Coastal Conservancy to conduct a countywide Sea Level Rise Vulnerability Assessment. The Sea Level Rise Vulnerability Assessment will evaluate the economic, environmental, and social impacts of sea level rise, with a focus on vulnerable assets. For more information on the project, visit <http://seachangesmc.com/>

In order to maximize perspectives represented in the Vulnerability Assessment and to reach as much of the community as possible, San Mateo County is soliciting a diverse Community Task Force.

Who should participate? The CTF will consist of community group representatives who are actively involved in the community and are able to help plan and conduct outreach efforts to raise public awareness on sea level rise.

Active Transportation News and Updates



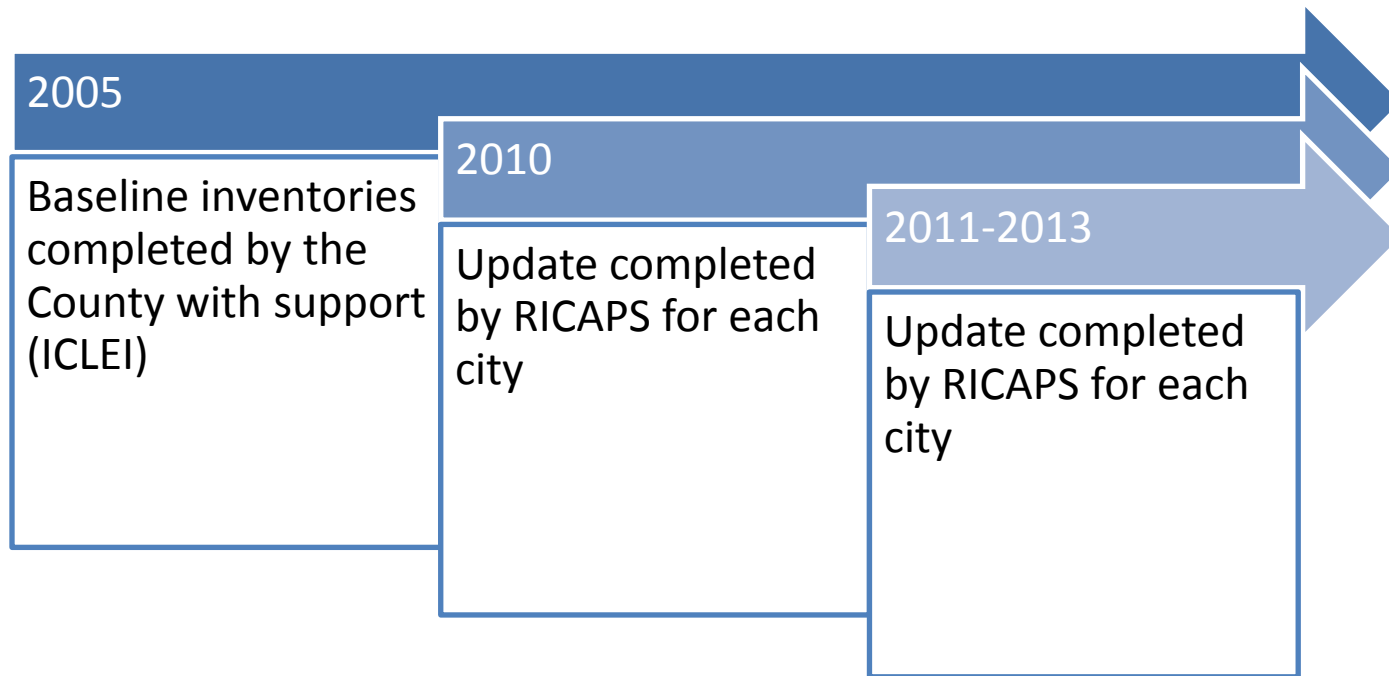
- **“Bulk Buy Bike Lanes”**
How could the County help jurisdictions to “jump start” building their bikeway networks?
Innovation Summit
- **Sustainable Transportation Encouragement Program (STEP)**
Active Transportation Grant award
- **Bike Friendly Communities Intern**

Community GHG Inventories – Results from 2011-2013

Municipal GHG Inventories – Plan for 2015

Betty Seto

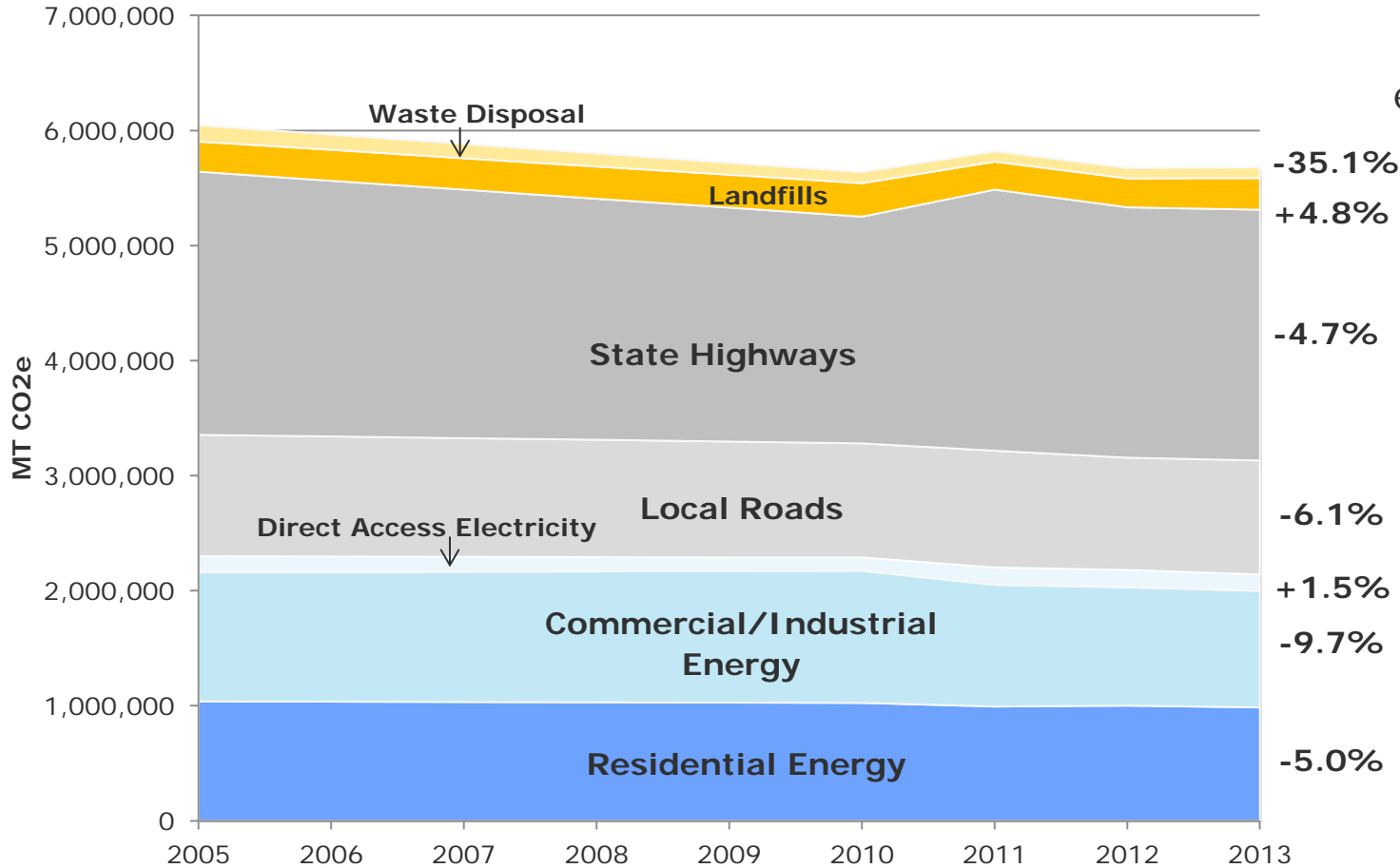
Communitywide GHG emissions inventory*



*Results presented today are county-wide.

Countywide Emissions Significantly Reduced since 2005

Emissions in Energy, Transportation and Waste: 2005-2013

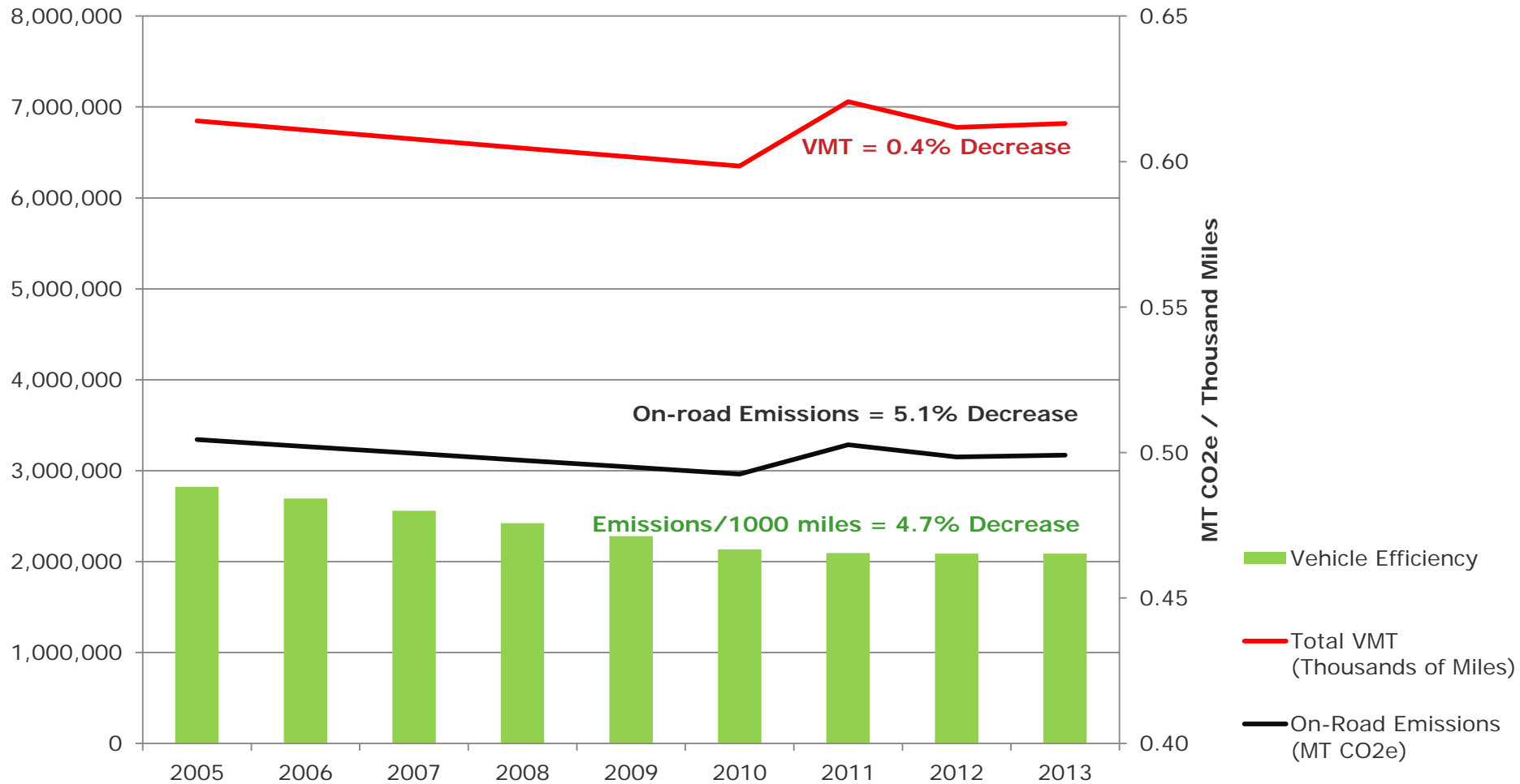


6.1% decrease
in combined
emissions since
2005

Sectors not included in this graph because 2005 data not available: Stationary sources, off-road equipment, trains, wastewater treatment, and water

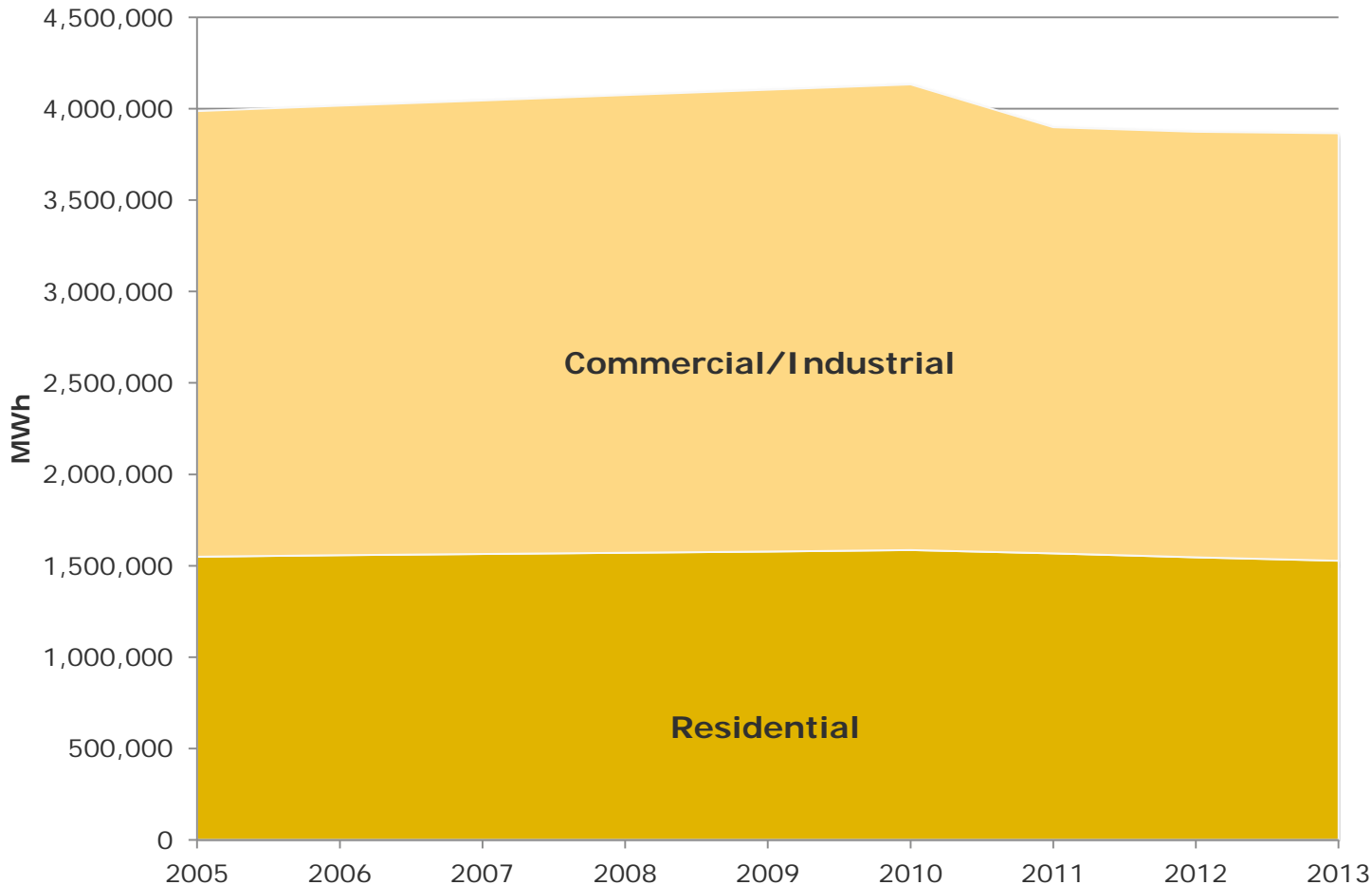
Emission Reductions Primarily Due To Vehicle Efficiency Improvements

Transportation Trends: 2005-2013



Total electricity use decreased mostly due to commercial/industrial

Electricity Use: 2005-2013



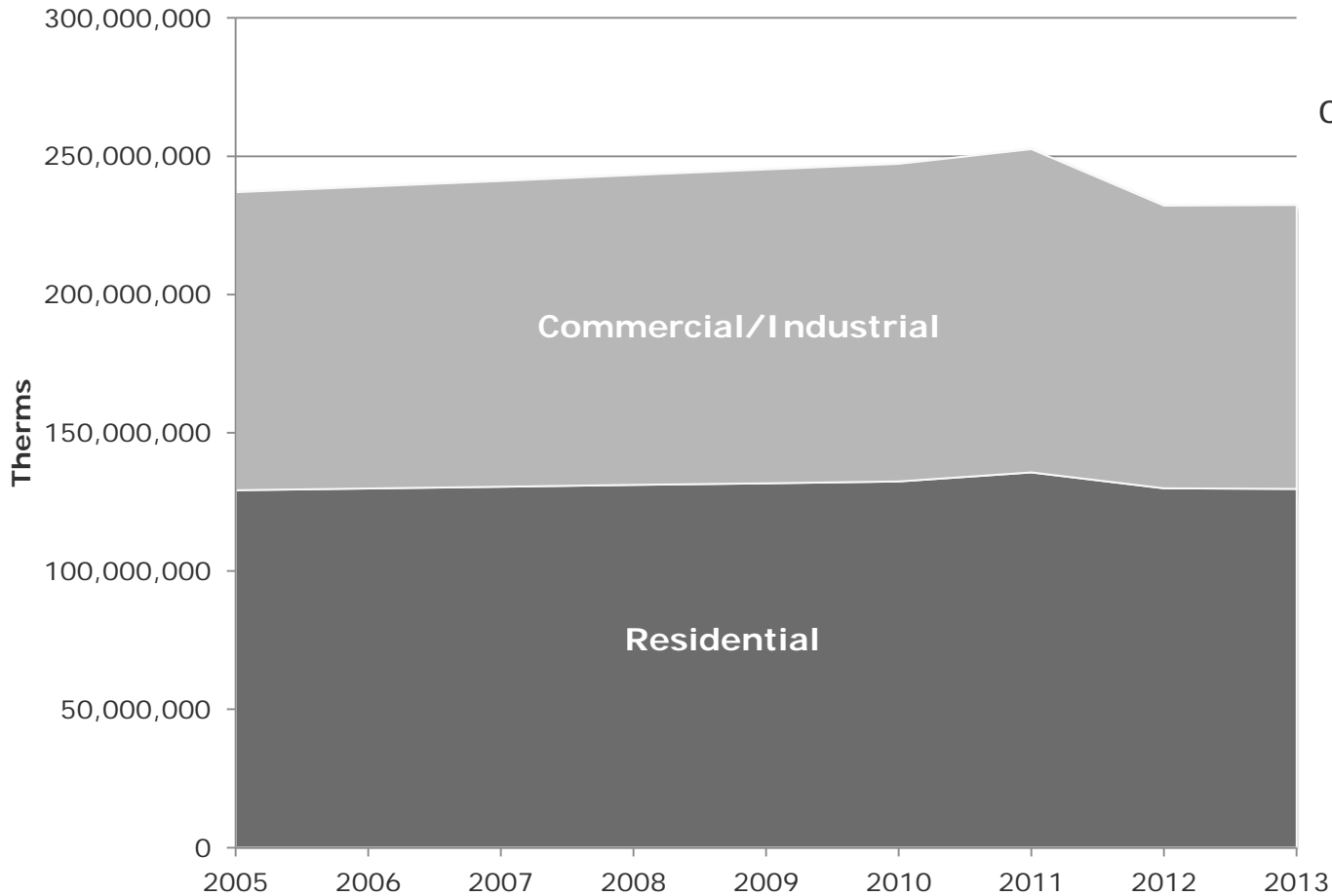
3.1% decrease
in combined
electricity

4.1% decrease
in commercial/
industrial
electricity

1.5% decrease
in residential
electricity

Total Natural Gas Consumption Decrease Due to Commercial/Industrial Sector

Natural Gas Use: 2005-2013



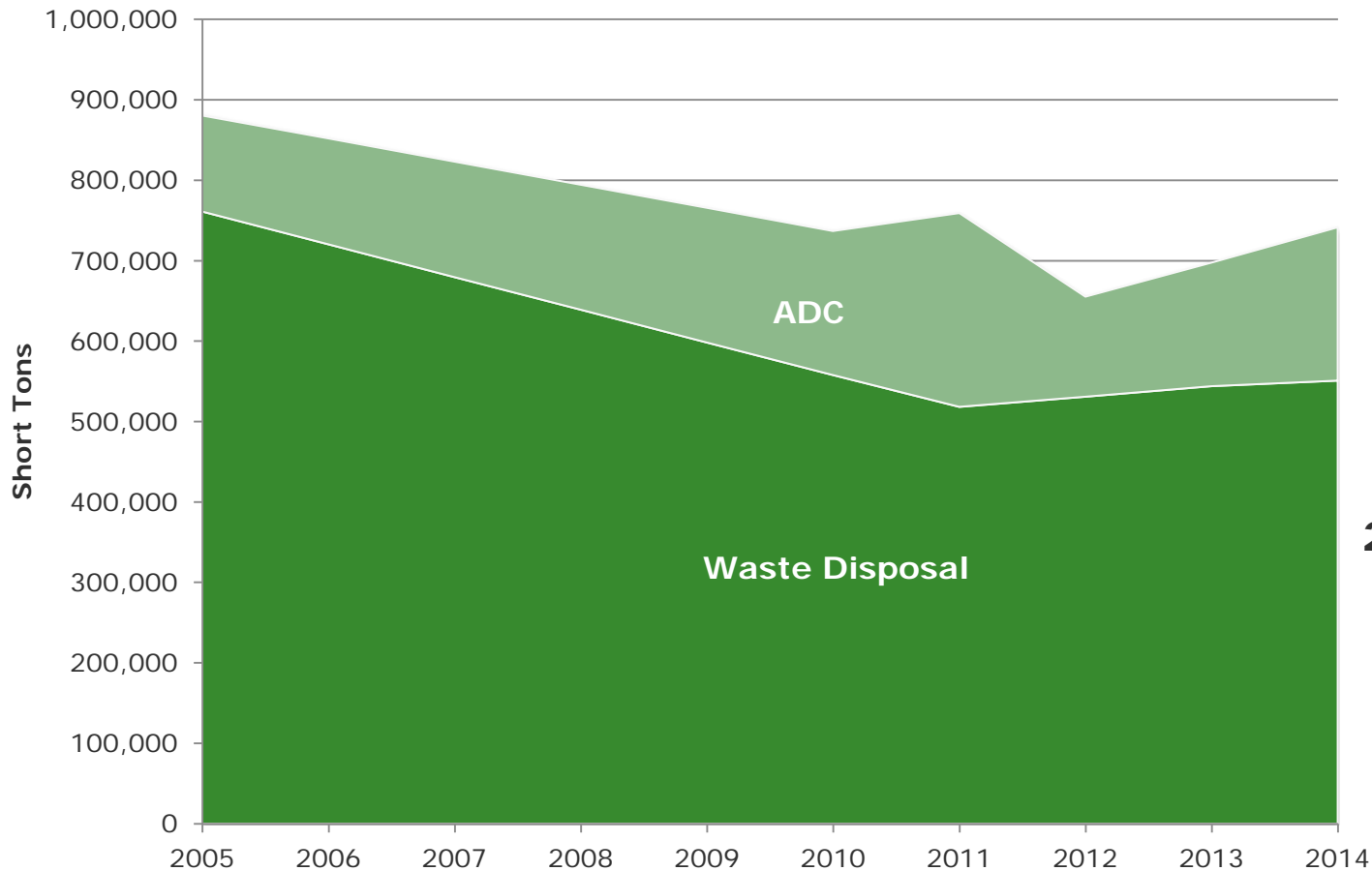
2% decrease in combined natural gas use since 2005

4.8% decrease in commercial/industrial gas use since 2005

0.4% increase in residential gas use since 2005

Substantial Decrease in Waste Disposal

Waste Disposal and Alternative Daily Cover: 2005-2014



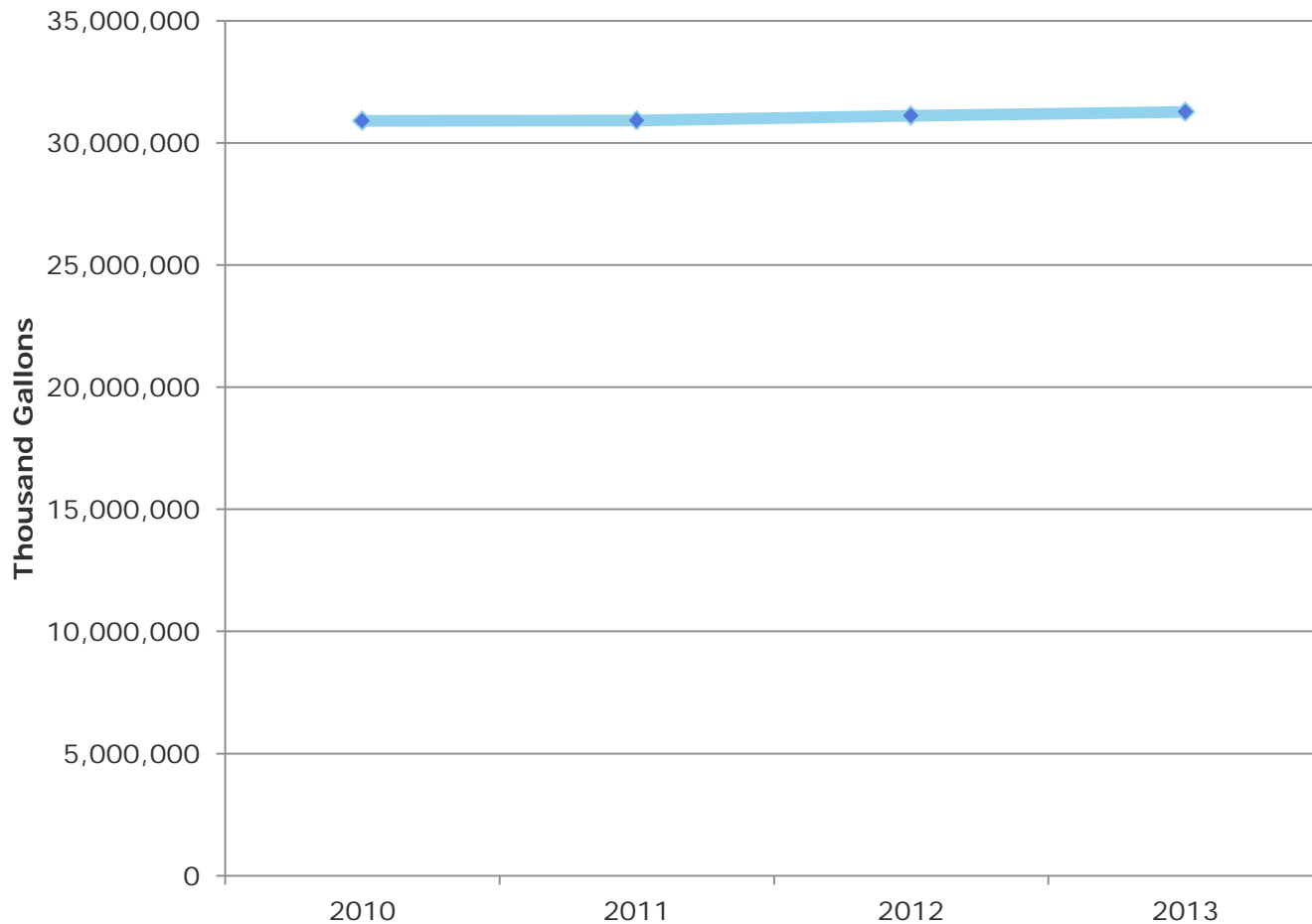
15.8% decrease in waste tonnage since 2005

59.6% increase in ADC since 2005

27.6 % decrease in waste disposal since 2005

Slight Increase in Water Consumption in Recent Years

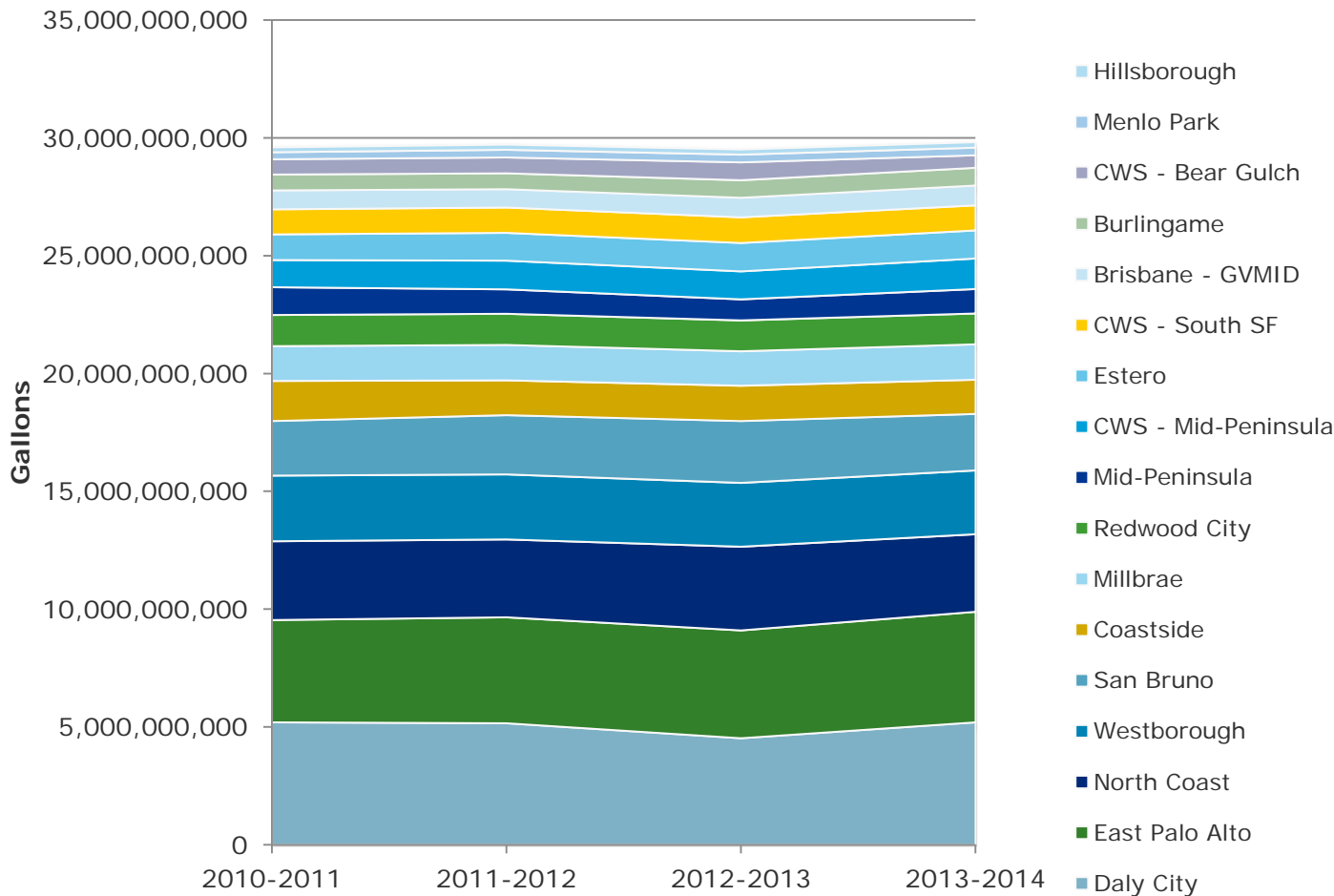
Water Consumption: 2010-2013



1.2% increase in water consumption since 2010

Water Consumption Trends Vary Across Districts

Water Consumption: FY 2011 – FY 2014

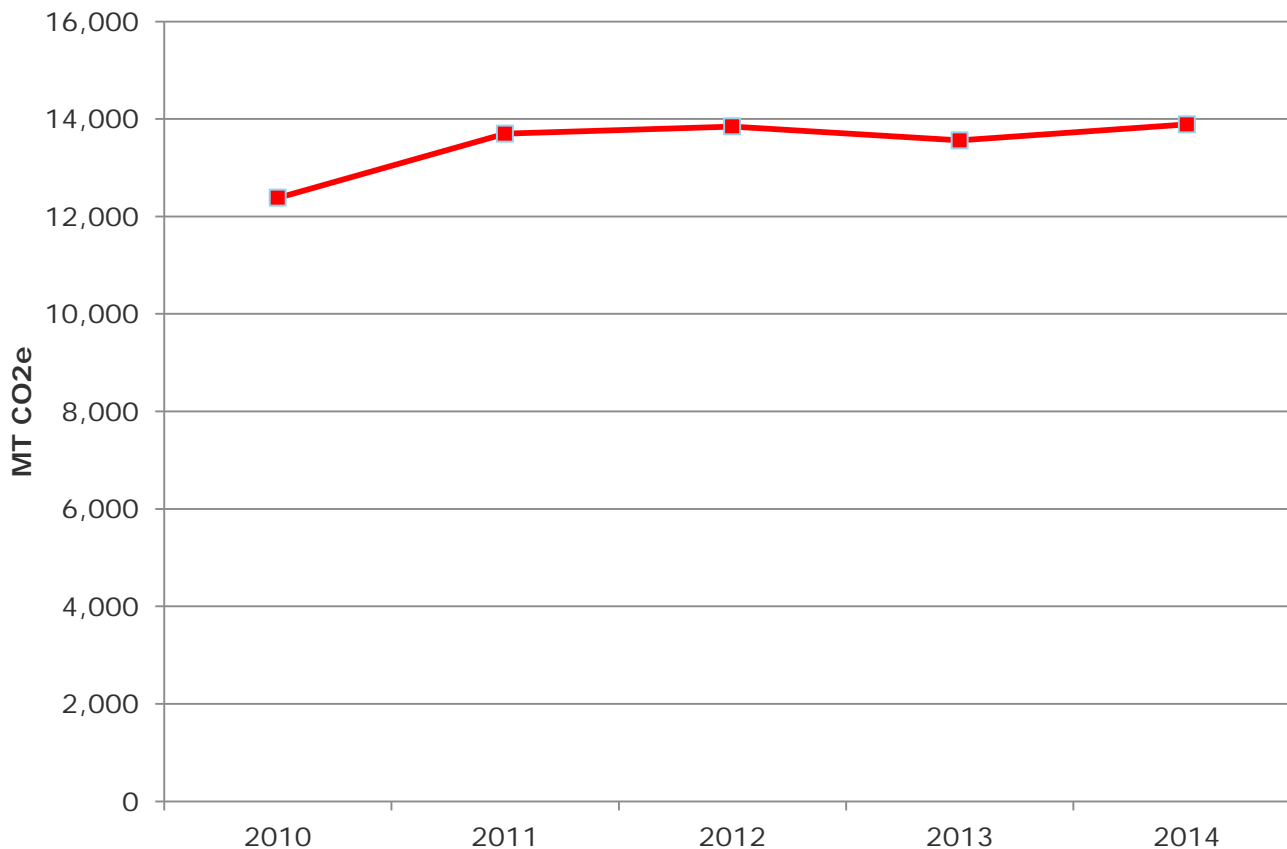


Decrease in water consumption in **6 of 17** water districts

All districts between 16.6% decrease and 12.7% increase

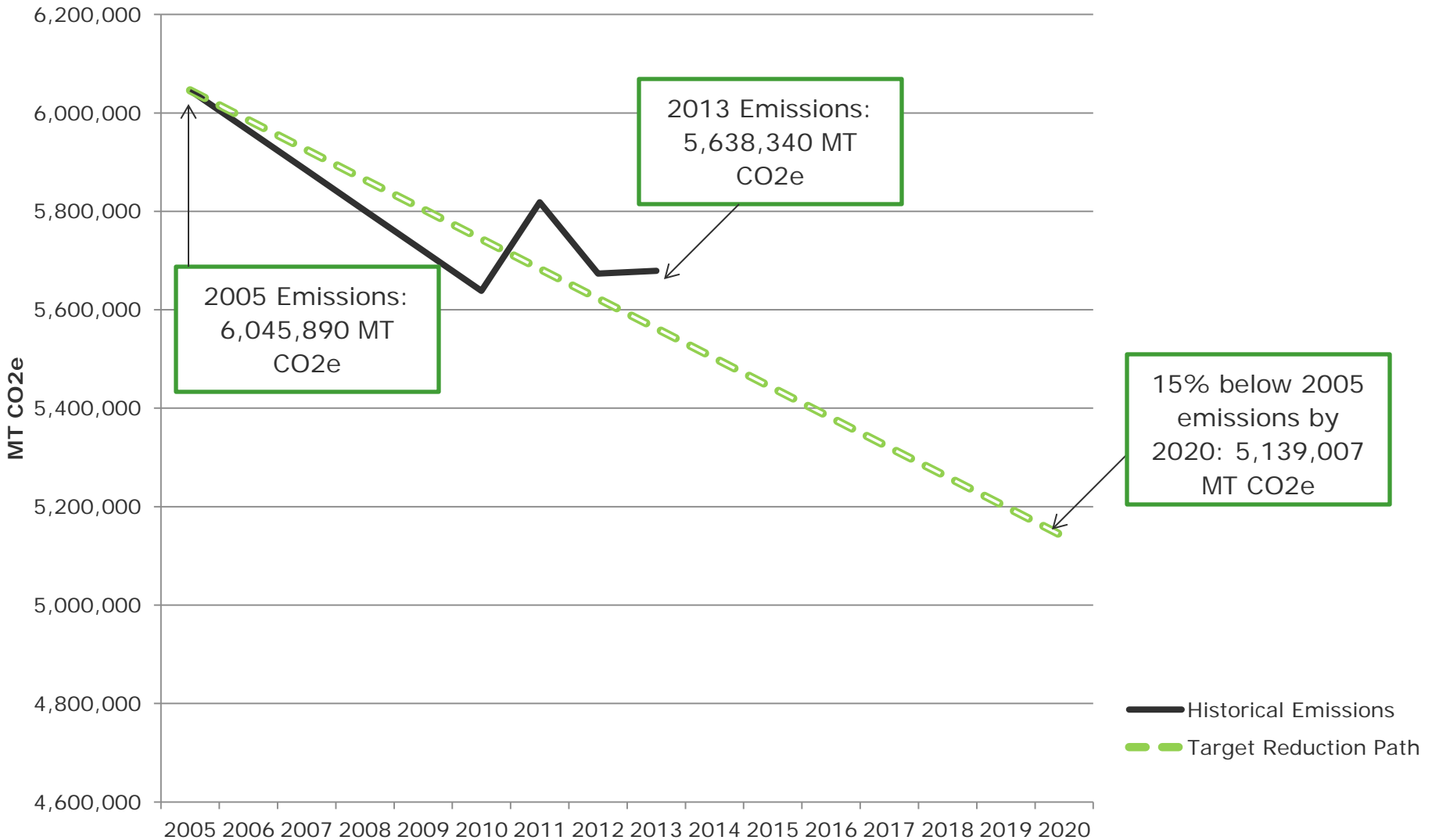
Moderate Increase in Wastewater Emissions

Wastewater Emissions: 2010-2014



12.2% increase in wastewater emissions since 2010

Historic Emissions vs. Target Emissions Reduction Path



Communitywide GHG Emissions Inventory: Next Steps

- Provide individual community-wide GHG inventories to cities (by mid-November 2015)
- Excel workbook format
- Opportunity for cities to review and provide comment

Government Operations: GHG Emissions Inventory

- Assess interest in 2015 municipal GHG inventory
- Review data needed
- Potential process: provide template + consultant guidance



Government Operations GHG Inventories: Data Needed

Sector	Data Source
Buildings and Facilities	PG&E (electricity, natural gas) City Public Works (diesel, propane, etc.)
Employee Commute	Commute.org (commute survey)
Landfill (Government-Owned/Operated)	PG&E (electricity, natural gas) Landfill manager (LFG captured, %methane, year opened/closed, historical waste deposited, etc.)
Public Lighting	PG&E (electricity)
Solid Waste (Government-Generated)	Local waste hauler (tons and/or volume)
Vehicle Fleet	City Public Works (gasoline, diesel, biodiesel, etc.)
Wastewater Treatment Plant (Government-Owned/Operated)	PG&E (electricity, natural gas) Plant manager (nitrogen discharged, digester gas produced, % methane) BAAQMD (point source emissions)
Water/Sewage Transport	PG&E: Electricity

Proposed Process: 2015 Government Operations Inventory

Tools

- Excel templates
- Bulk data collection where possible (e.g., PG&E data)

Support

- "Curriculum"
- Monthly working meetings

Technical assistance

- Peer review
- Assist with answering questions

- What support do cities need? (is this enough?)
- What would help move this forward?

Beacon Award – Debrief and Next Steps

Susan Wright, County of San Mateo



Congratulations!

Brisbane – 1st Gold Beacon Award Winner

- 17% Agency Energy Savings
- 24% Natural Gas Savings
- 10% Community Greenhouse Gas Reductions
- 19% Agency Greenhouse Gas Reductions
- Sustainability Activities

Redwood City - Silver Beacon Award Winner

- 8% Agency Energy Savings
- 7% Natural Gas Savings
- 8% Community Greenhouse Gas Reductions
- 20% Agency Greenhouse Gas Reductions
- Sustainability Activities



Congratulations!

County of San Mateo - Silver Beacon Award Winner

- 5% Agency Energy Savings
- 8% Community Greenhouse Gas Reductions
- 15% Agency Greenhouse Gas Reductions
- 7% Natural Gas Savings
- Sustainability Activities

Partners of the Year – C/CAG and PG&E

Special thanks to Sustainable San Mateo County!



Spotlight – Agency Energy Savings

	Savings	Base Year	Award level
Portola Valley	43%	2008	Platinum
Millbrae	42%	2008	Platinum
Colma	29%	2008	Platinum
Foster City	20%	2008	Platinum
Menlo Park	20%	2008	Platinum
Brisbane	17%	2008	Gold
San Carlos	17%	2008	Gold
San Mateo County	15%	2008	Gold
Burlingame	13%	2008	Gold
Redwood City	8%	2008	Silver



Local Leadership Toward
Solving Climate Change

Spotlight – Agency Natural Gas Savings

	Savings	Base Year	Award level
Portola Valley	34%	2008	Platinum
Menlo Park	27%	2008	Platinum
Brisbane	24%	2008	Platinum
Colma	22%	2008	Platinum
Foster City	13%	2008	Gold
Redwood City	7%	2008	Silver
San Mateo	7%	2008	Silver



Spotlight – Agency GHG Reductions

	GHG Reduction	Award level
Portola Valley	28% (2005-2010)	Platinum
Redwood City	20% (2005-2010)	Platinum
Brisbane	19% (2005-2010)	Gold
San Carlos	15% (2010-2015)	Gold
Burlingame	9% (2005-2010)	Silver
San Mateo County	5% (2005-2010)	Silver



Local Leadership Toward
Solving Climate Change

Spotlight – Community GHG Reductions

	GHG Reduction	Award level
Colma	11% (2005-2010)	Gold
Brisbane	10% (2005-2010)	Gold
San Mateo	9% (2005-2010)	Silver
Daly City	9% (2005-2010)	Silver
Foster City	8% (2005-2010)	Silver
Redwood City	8% (2005-2010)	Silver
San Mateo County	8% (2005-2010)	Silver
Burlingame	7% (2005-2010)	Silver
Menlo Park	6% (2005-2010)	Silver
Millbrae	5% (2005-2010)	Silver



Local Leadership Toward
Solving Climate Change

Spotlight – Best Practice Activities

Brisbane
Burlingame
Colma
Daly City
Foster City
Menlo Park
Millbrae
Redwood City
San Carlos
San Mateo
San Mateo County



Discussion

- How did the process go?
- What promotion worked well? Any more promotion planned?
- Interested in participating again for 2016?
- What about a subcommittee to work on a strategic communications plan to promote climate action?

SMCEW Updates

Small Business Campaigns – Adrian Almaguer

Schools – Jacki Falconio

Living Lab – Jacki Falconio

Open Data Portal – Susan Wright

Comprehensive Energy Recommendations – Susan Wright

New Contact for Small Business Outreach



Adrian Almaguer (Eddie 2.0)
*Climate Corps Fellow, Texas Native, Compost
Enthusiast*

Occidental College 2015
International Relations & Economics

Email: aalmaguer@smcgov.org
Phone: (650) 599-1480

Small Business Outreach Phase II: The Truly Hard-to-Reach (HTR)

PG&E Program Realignment

- 2016 rebate structure targets truly hard-to-reach business owners (HTR)
- Must meet 2 of the following 4 criteria to qualify as HTR:
 - Geography (not applicable for San Mateo County ☹️)
 - Language (English is not the primary language spoken at the business*)
 - Lease or rent facility
 - Under 20 kW demand (how much demand they use at any one time) or less than 10 employees

*Definition still on drafting table

Data-Driven Outreach Campaign

- Using PG&E data in conjunction with data from the county assessor, google maps, and (potentially) Dun and Bradstreet to identify businesses that meet the HTR criteria
- Calculating energy density to identify quality candidates for our program (i.e. businesses who meet the HTR criteria and have a high energy density (kWh/ft²) relative to their subsector)

Progress Reports

- Working with our program implementer, EcologyAction, to get city-specific information on SMB audits and completed projects (stay tuned!)
- Countywide for 2015, EcologyAction completed 404 audits, which resulted in 202 completed projects.



Schools Update

Expenditure Plans Approved

- Brisbane Elementary
- Woodside Elementary
- Cabrillo Unified
- Hillsborough City Elementary
- South San Francisco Unified
- Aspire East Palo Alto Charter
- Sequoia Union High School District
- Belmont-Redwood Shores School District
- San Mateo-Foster City School District
- Menlo Park Elementary School District

Ready for Audits

- Ravenswood (SMCEW/Ecology Action)
- Portola Valley (SMCEW/Ecology Action)
- Las Lomas (Bright Schools)
- Sequoia Union (Bright Schools)

Expenditure Plan Stage

- Millbrae
 - Reviewing Bright Schools Audit Reports
 - Considering Solar
 - High Priority: New Boilers
- La Honda-Pescadero
 - Reviewing Bright Schools Audit Reports

Bidding Process and Implementation

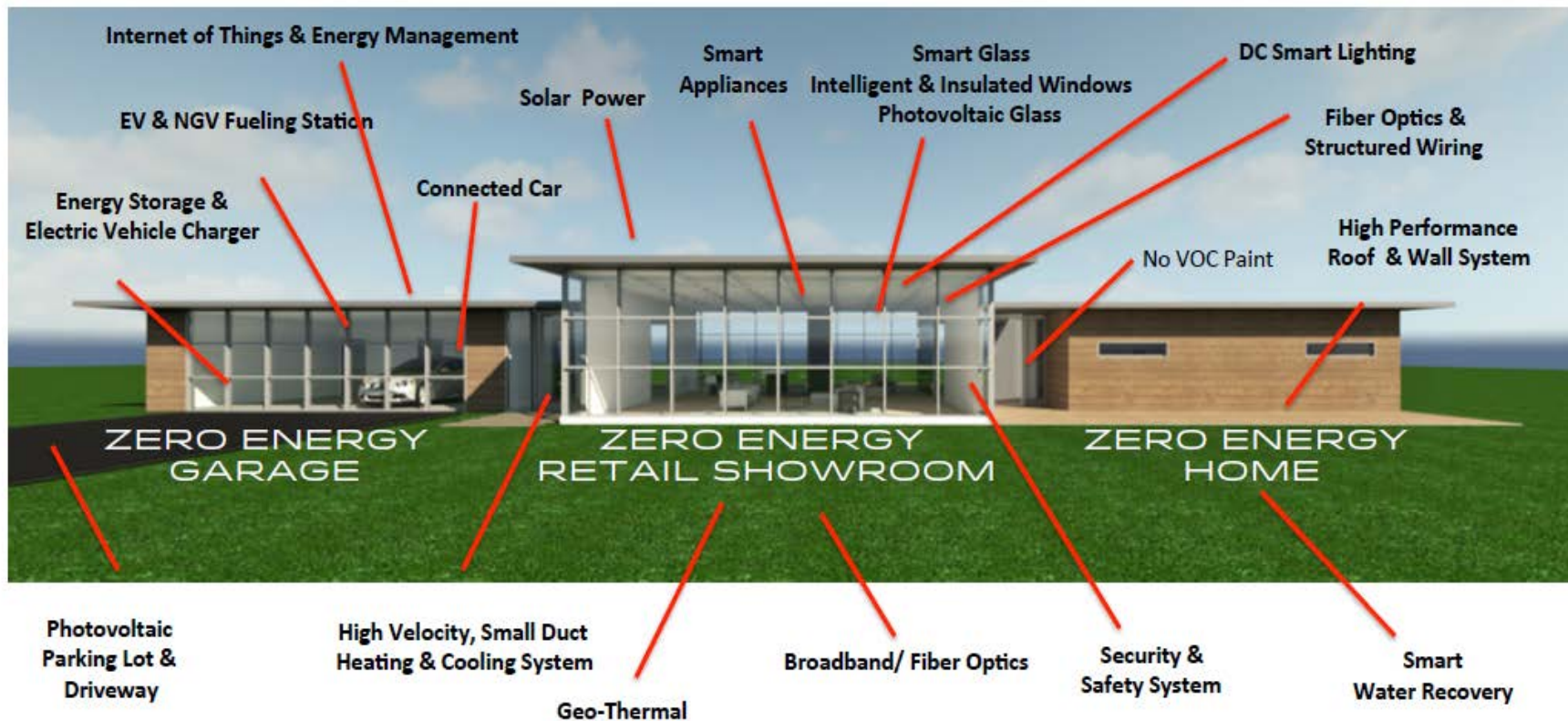
- Pacifica
 - Has hired Energy Manager, installed walk in refrigerator and some interior lighting
- Brisbane
 - Hiring Energy Manager to handle implementation

No Recent Movement with SMCEW

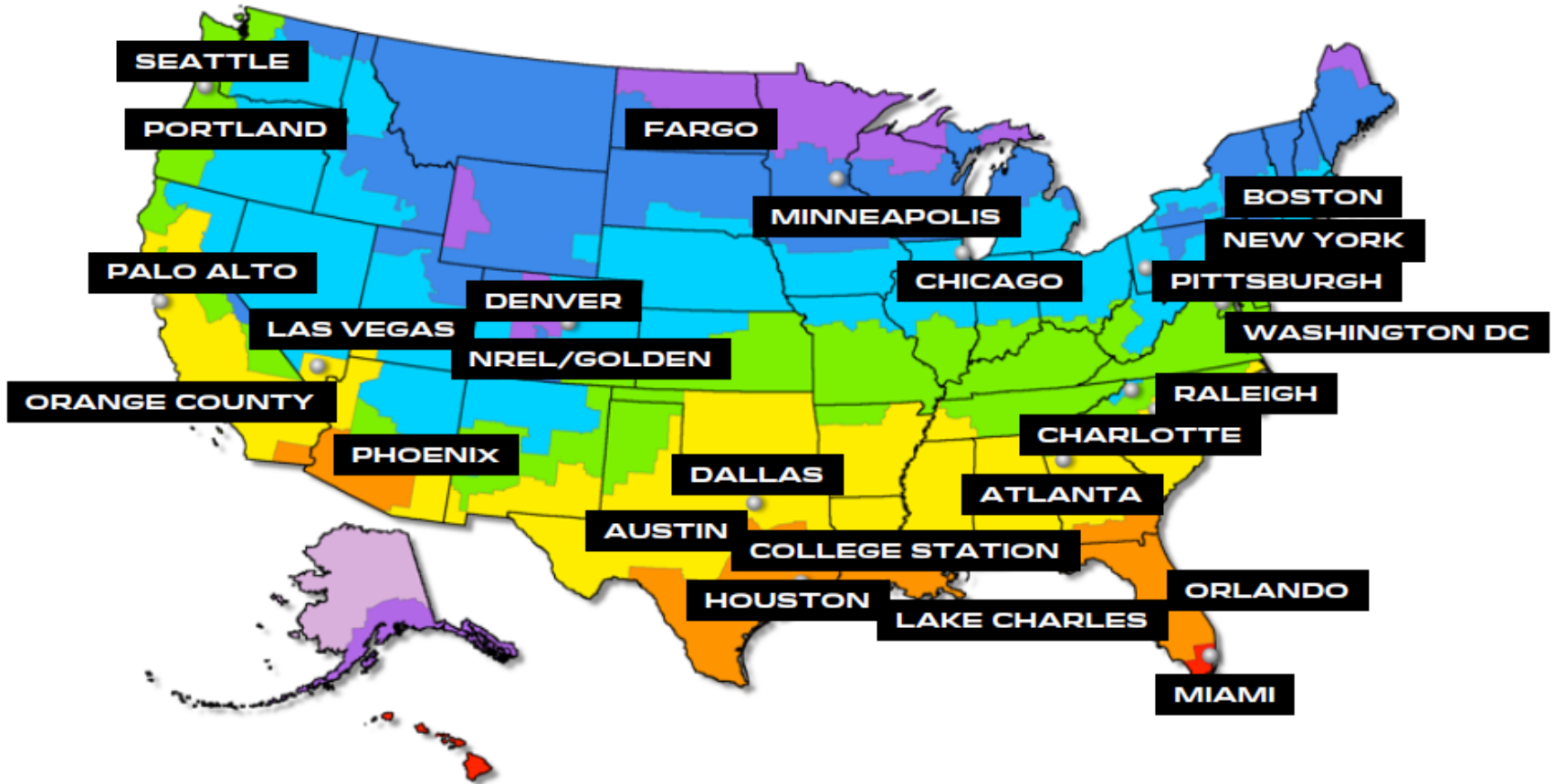
- Jefferson Union
- Jefferson Elementary
- Redwood City



Living Labs Opportunity



A NETWORK OF ZERO ENERGY LIVING LABS



Land Requirements

- Zoning allowing for both residential and commercial
- About an acre+ of space
- Ability to accommodate trucks, buses and adequate parking



Tracking Climate Action Progress in San Mateo County

Next Steps



Estimated
completion:
March 2016

- **Done:** Identified list of 23 common measures
- **Now:** Getting approval from County of San Mateo to use performance dashboard
- **Soon:** Consider how to leverage/integrate **ClearPath**
AN ICLEI USA TOOL
- **Soon:** Begin collecting data for 23 measures
- **Pilot** the technology with first few data sets – City progress reports
- Develop **infographics**



Major Energy Projects

Completed

- Brisbane
- County of San Mateo
- Foster City
- Redwood City
- San Carlos
- South San Francisco

Complete by end of 2015

- Belmont
- County of San Mateo
- Half Moon Bay
- Menlo Park
- Redwood City

Complete in 2016

- Colma
- County of San Mateo
- Redwood City

Next Meetings

RICAPS Webinar – Tues. November 17 @ 1:30pm

RICAPS Meeting In-Person – Tues. December 15,
12:30 to 3pm. Location TBD

Contact info

Susan Wright

swright@smcgov.org

Kim Springer

kspringer@smcgov.org

Betty Seto, DNV GL

Betty.Seto@dnvgl.com

Ben Butterworth, DNV GL

Benjamin.Butterworth@dnvgl.com

Andrea Pappajohn

apappajohn@smcgov.org